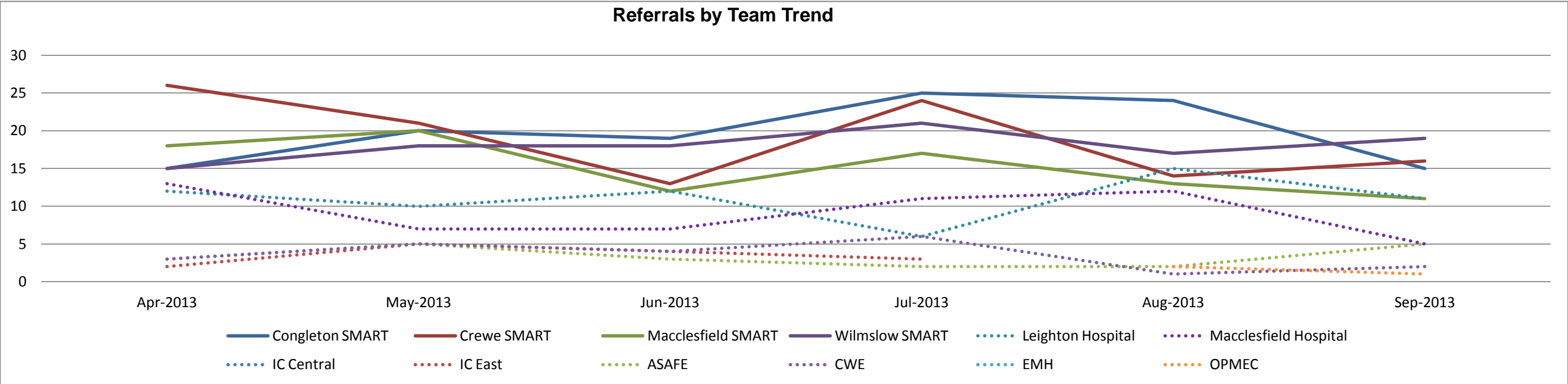


Adult's Safeguarding Activity Report

April 2013 - September 2013

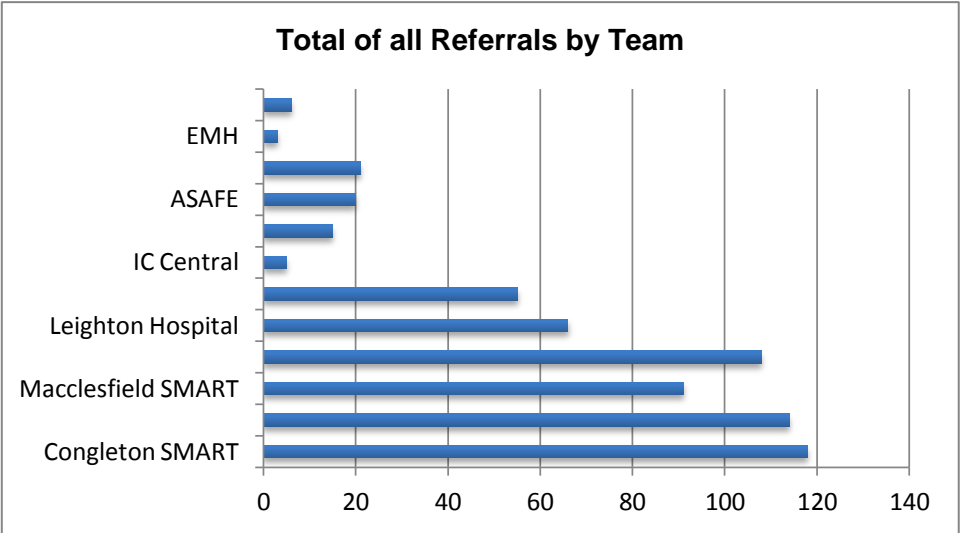
Performance, Standards & Information
Children, Families and Adults
Supporting Excellence in Performance

Referrals by Team



All Safeguarding Referrals by Team

	Apr-2013	May-2013	Jun-2013	Jul-2013	Aug-2013	Sep-2013	Total
Congleton SMART	15	20	19	25	24	15	118
Crewe SMART	26	21	13	24	14	16	114
Macclesfield SMART	18	20	12	17	13	11	91
Wilmslow SMART	15	18	18	21	17	19	108
Macclesfield Hospital	13	7	7	11	12	5	55
Leighton Hospital	12	10	12	6	15	11	66
IC Central	2	0	1	0	0	2	5
IC East	2	5	4	3	0	1	15
ASAFE	3	5	3	2	2	5	20
CWE	3	5	4	6	1	2	21
EMH	1	0	2	0	0	0	3
OPMEC	0	0	3	0	2	1	6
Total	110	111	98	115	100	88	622



Safeguarding referral distribution (rate per 10,000 population)

Updated October 2013

Team	Population			Rate per 10,000 Against Population		
	18-64	65+	18 and Over	18-64	65+	18 and Over
Wilmslow	49,500	18,500	68,000	7.88	37.30	15.88
Macclesfield	41,600	12,300	53,900	8.41	45.53	16.88
Congleton	55,100	18,400	73,500	7.26	41.85	15.92
Crewe	72,600	21,000	93,600	6.89	30.48	12.18
Total	218,800	70,200	289,000	7.50	37.89	14.88

KEY

ARE - Intermediate Care East Cheshire PCT

CICE - Intermediate Care Central Cheshire PCT East

LHTE - Leighton Hospital Social Care Team

SCRE3 - Macclesfield SMART

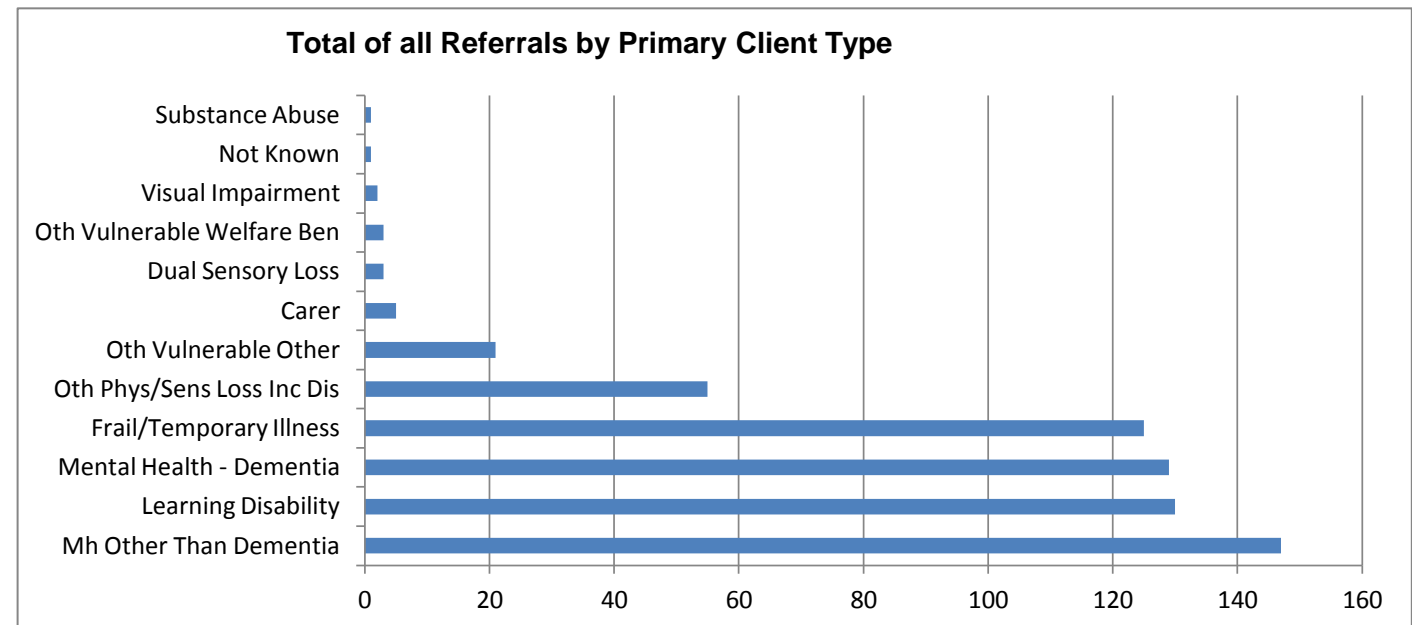
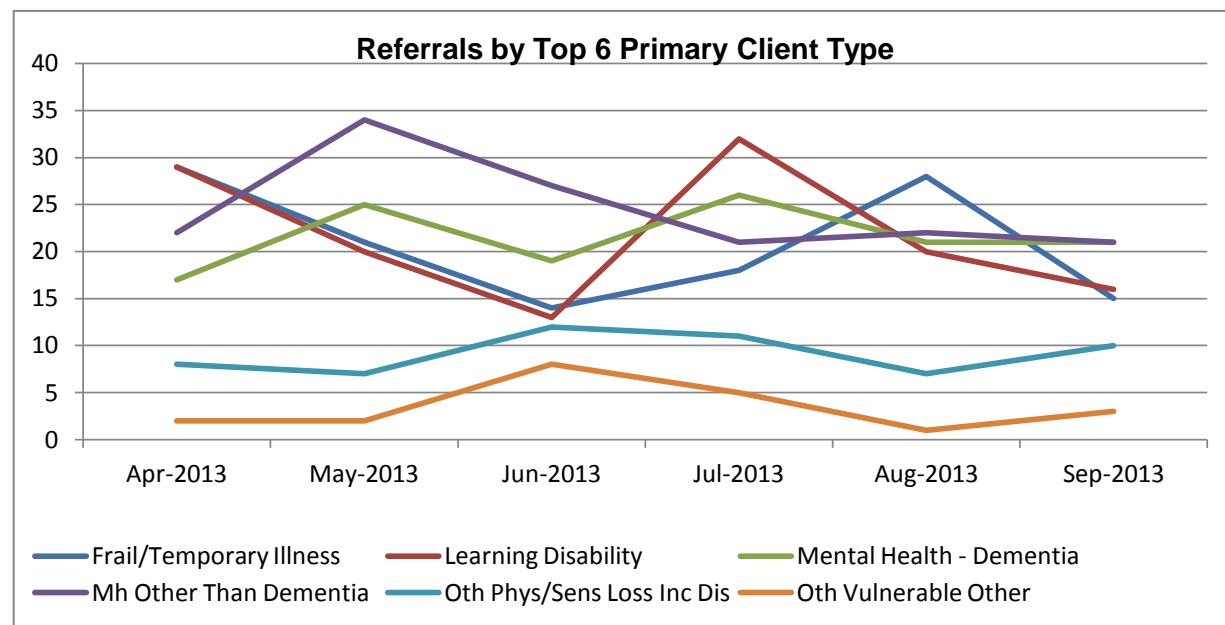
ASAFE - Adults Safeguarding Unit

CWE - Cheshire and Wirral MH Partnership Trust

SCRE1 - Wilmslow SMART

SCRE5 - Congleton SMART

Referrals by Primary Client Type



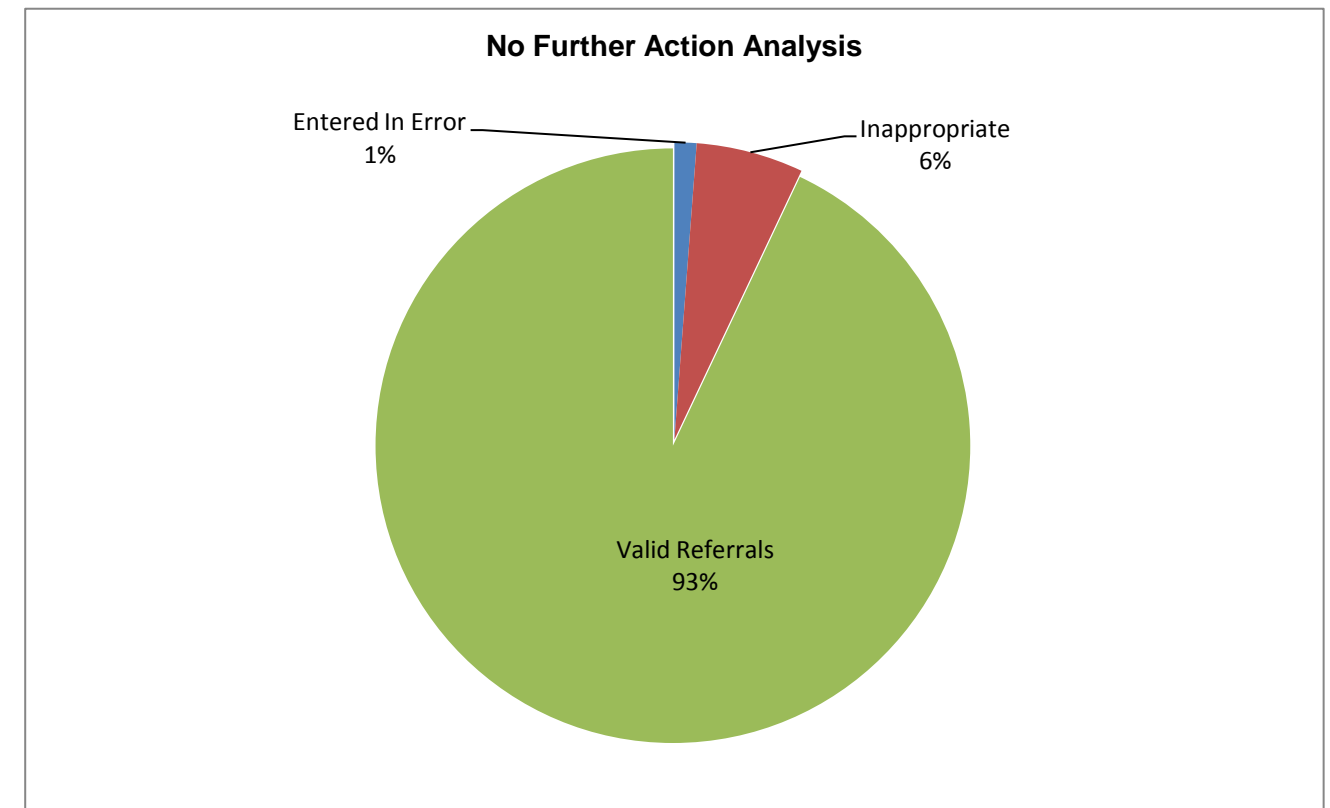
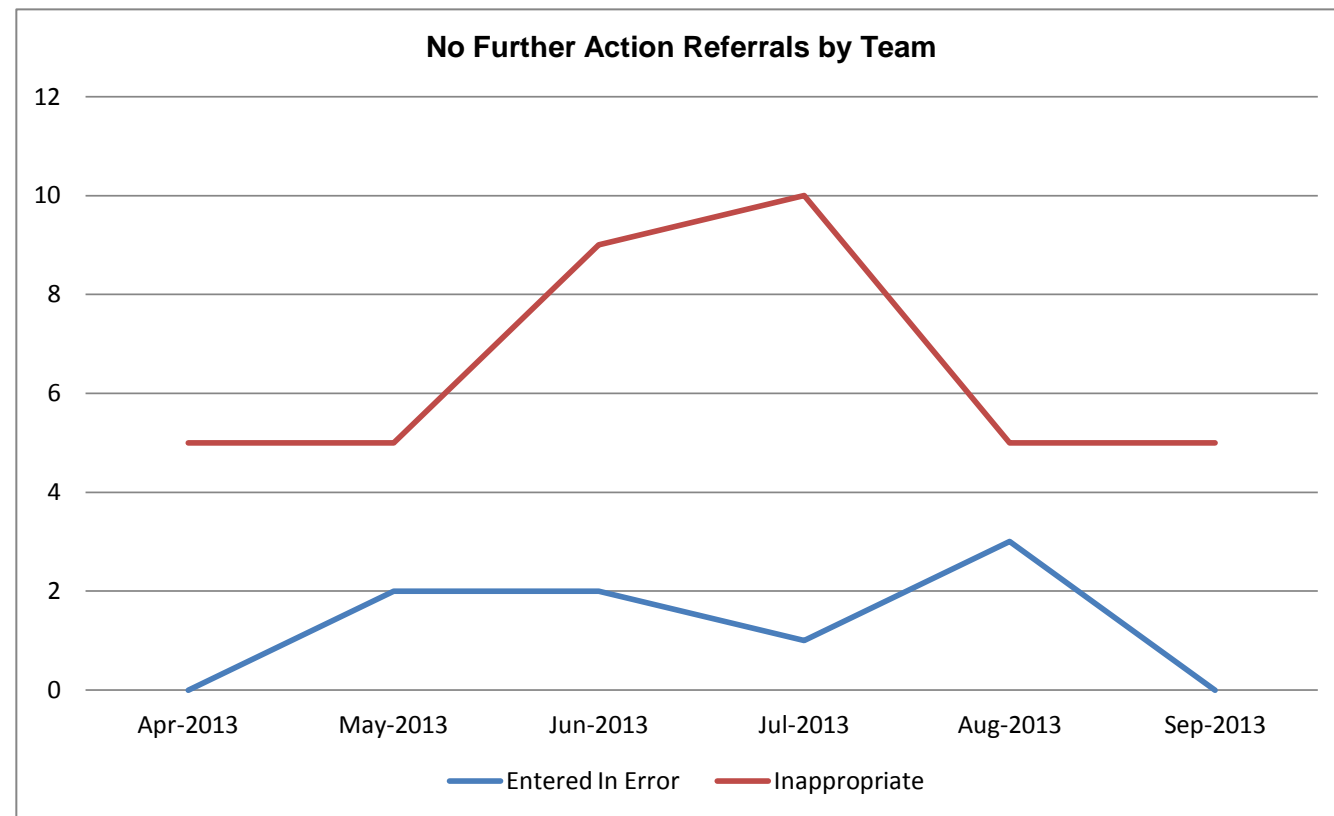
Referrals by Primary Client Type

MONTH	Carer	Dual Sensory Loss	Frail/ Temporary Illness	Learning Disability	Mental Health - Dementia	Mh Other Than Dementia	Oth Phys/Sens Loss Inc Dis	Oth Vulnerable Other	Oth Vulnerable Welfare Ben	Substance Abuse	Visual Impairment	Not Known	Total
Apr-2013	0	1	29	29	17	22	8	2	1	0	1	0	110
May-2013	0	0	21	20	25	34	7	2	2	0	0	0	111
Jun-2013	4	0	14	13	19	27	12	8	0	0	1	0	98
Jul-2013	0	1	18	32	26	21	11	5	0	0	0	1	115
Aug-2013	0	0	28	20	21	22	7	1	0	1	0	0	100
Sep-2013	1	1	15	16	21	21	10	3	0	0	0	0	88
Total	5	3	125	130	129	147	55	21	3	1	2	1	622

Referrals by Primary Client Type and team

	Carer	Dual Sensory Loss	Frail/ Temporary Illness	Learning Disability	Mental Health - Dementia	Mh Other Than Dementia	Oth Phys/Sens Loss Inc Dis	Oth Vulnerable Other	Oth Vulnerable Welfare Ben	Substance Abuse	Visual Impairment	Not Known	Total
C&W Trust East	3	1	14	10	18	35	5	14	0	0	0	0	100
Opacm Leighton Hospital East	0	0	0	2	0	10	0	0	0	1	0	0	13
Opacm Macclesfield Hospital	0	0	20	1	8	13	5	3	1	0	1	1	53
Smart Congleton	0	0	12	5	6	14	0	0	0	0	0	0	37
Smart Crewe And Nantwich	0	0	19	22	29	21	8	0	2	0	1	0	102
Smart Knutsford Wilm & Poynt	2	0	23	37	22	20	15	1	0	0	0	0	120
Smart Macclesfield	0	0	17	20	20	16	10	2	0	0	0	0	85
Intermediate Care East	0	2	13	33	23	12	5	1	0	0	0	0	89
Intermediate Care East Central	0	0	6	0	2	3	6	0	0	0	0	0	17
Intermediate Care East Central	0	0	0	0	0	0	1	0	0	0	0	0	1
Opcmht Older People East	0	0	0	0	0	1	0	0	0	0	0	0	1
Opcmht Op East Central	0	0	1	0	1	2	0	0	0	0	0	0	4
Total	5	3	125	130	129	147	55	21	3	1	2	1	622

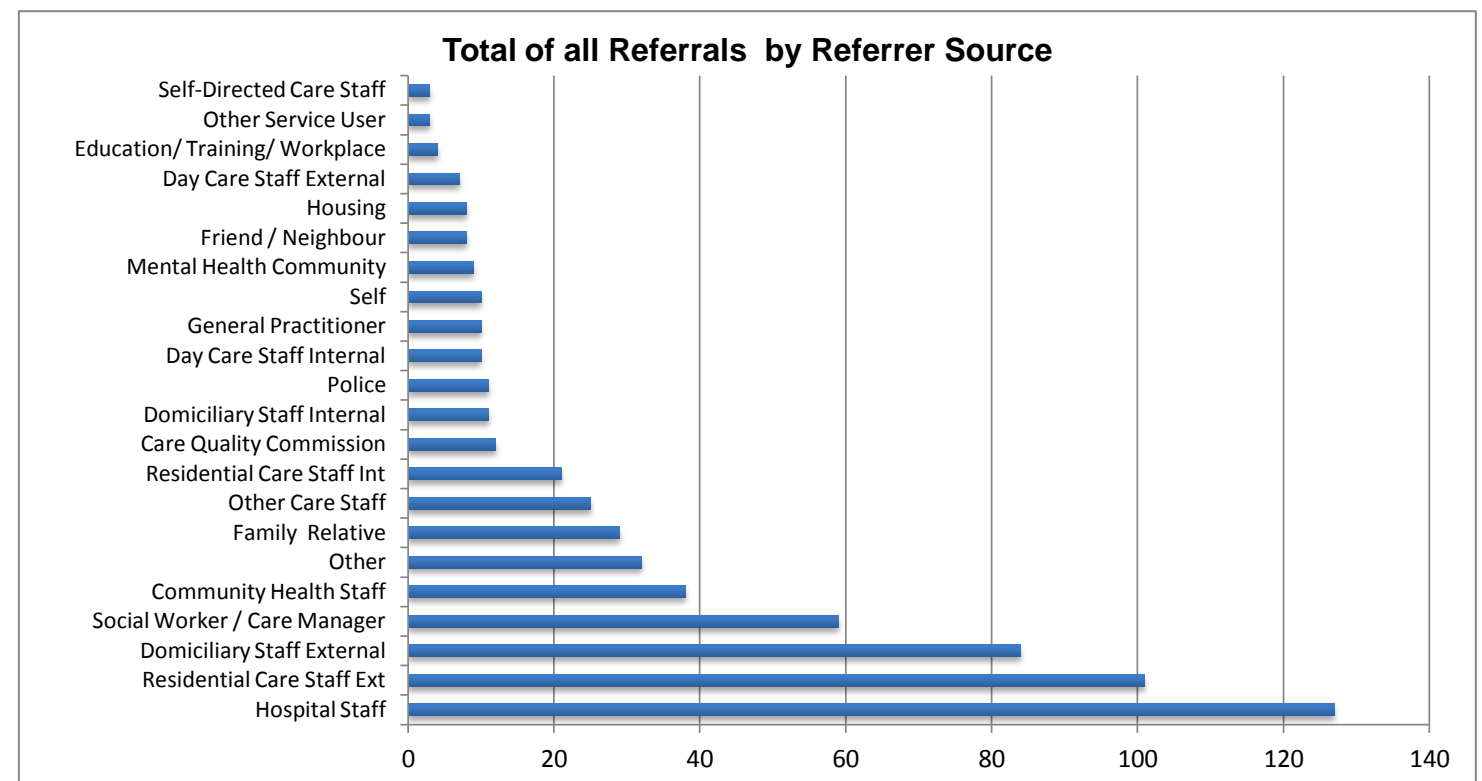
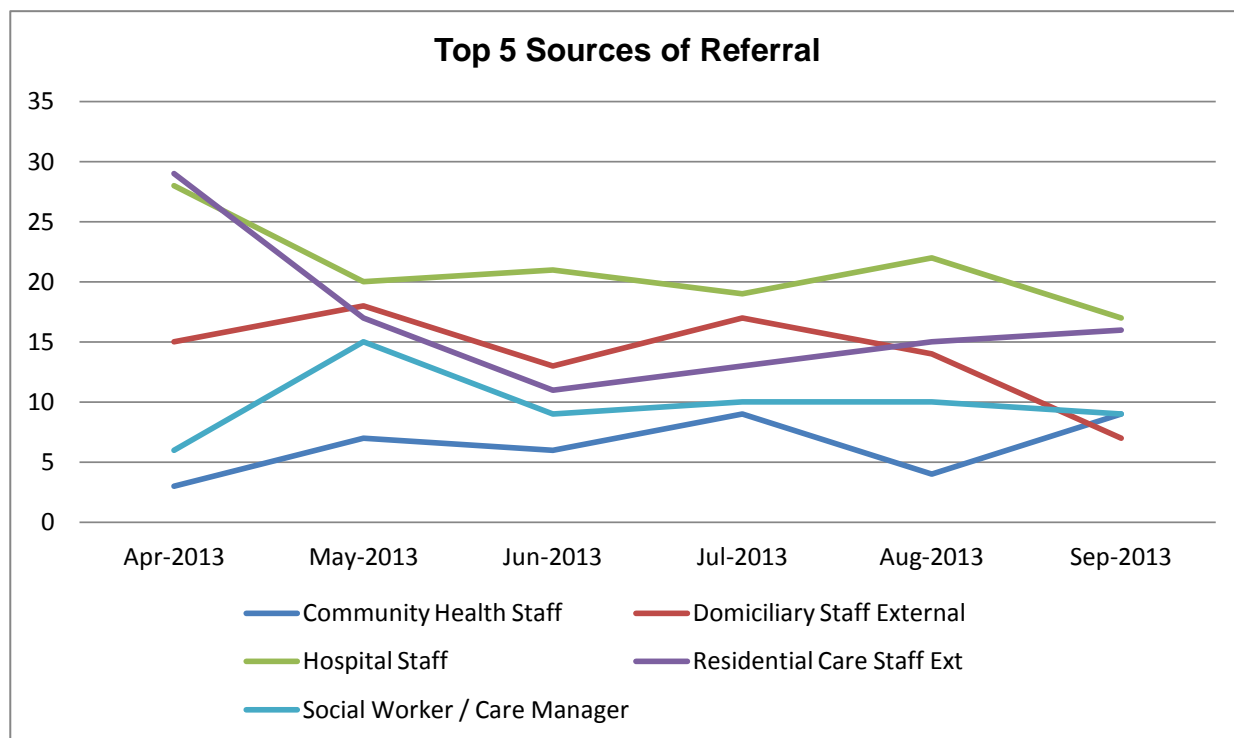
Referrals by Team (No Further Action)



No Further Action Referrals by Team

	Entered In Error	Inappropriate	NFA Total	Total Safeguarding Referrals	% Against all Safeguarding Referrals
Congleton SMART	2	4	6	124	5.0%
Crewe SMART	0	7	7	121	5.8%
Macclesfield SMART	2	3	5	96	5.2%
Wilmslow SMART	1	5	6	114	5.3%
Leighton Hospital	0	7	7	73	9.6%
Macclesfield Hospital	0	7	7	62	11.3%
IC East	0	2	2	17	11.8%
OPMEC	0	2	2	8	25.0%
ASAFE	3	2	5	25	20.0%
NFA Total	8	39	47	669	7%

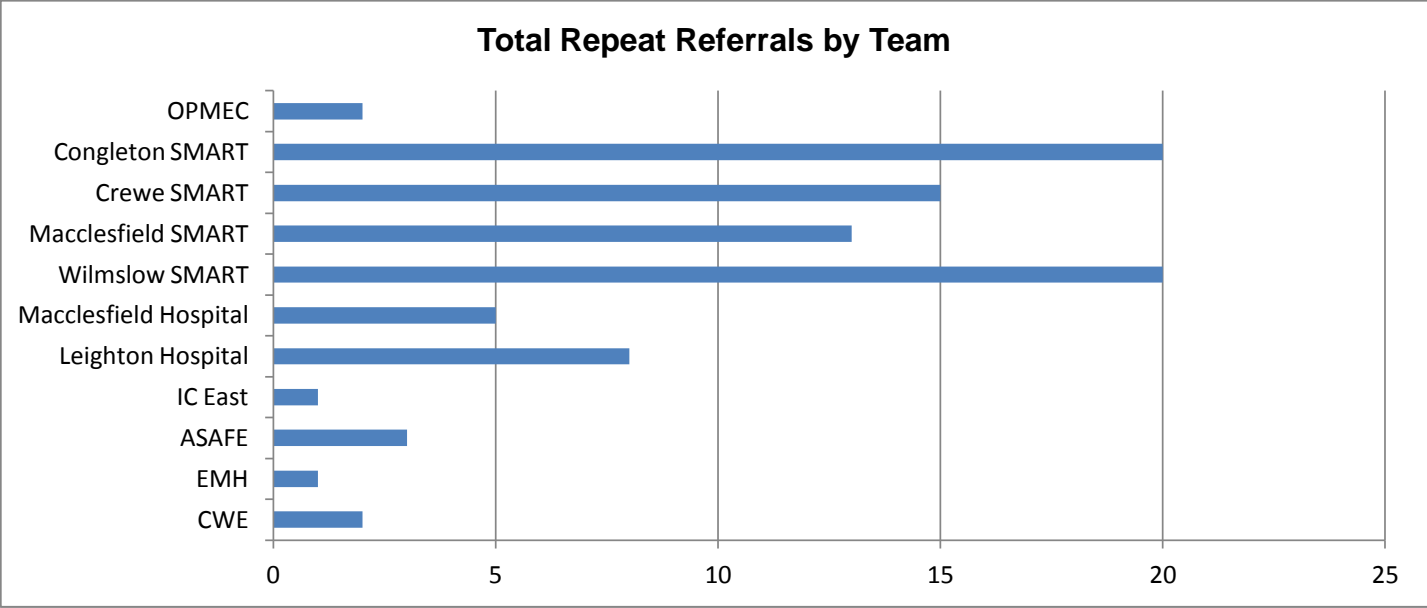
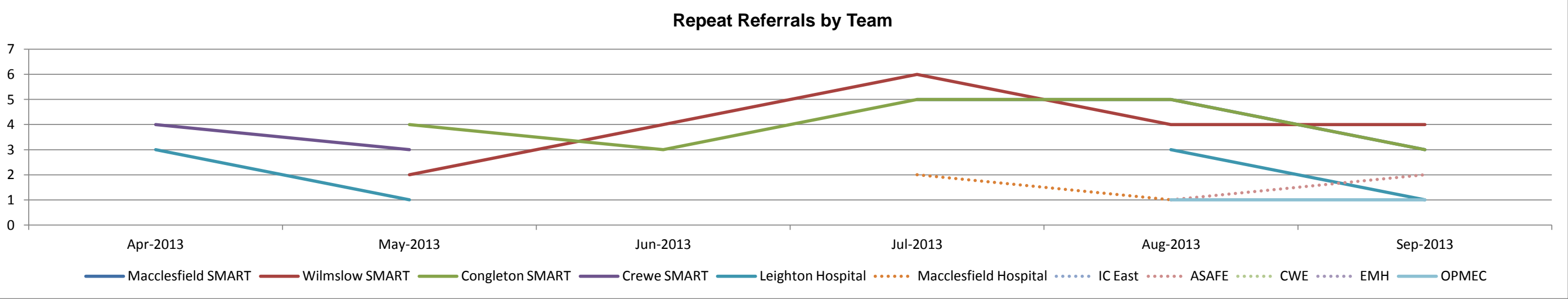
Referrals by Source



Referrals by Source and Team

	Congleton SMART	Crewe SMART	Macclesfield SMART	Wilmslow SMART	Leighton Hospital	Macclesfield Hospital	IC Central	IC East	ASAFE	CWE	EMH	OPMEC	Total
Care Quality Commission	1	0	1	2	1	0	0	0	7	0	0	0	12
Community Health Staff	1	13	5	9	2	1	1	0	1	3	1	1	38
Day Care Staff External	2	2	1	1	0	1	0	0	0	0	0	0	7
Day Care Staff Internal	1	7	0	1	1	0	0	0	0	0	0	0	10
Domiciliary Staff External	28	18	14	18	0	3	0	0	2	0	0	1	84
Domiciliary Staff Internal	3	1	1	3	0	1	0	1	0	1	0	0	11
Education/ Training/ Workplac	0	2	2	0	0	0	0	0	0	0	0	0	4
Family Relative	9	5	5	4	0	1	0	2	0	1	0	2	29
Friend / Neighbour	2	1	1	2	0	0	0	1	0	0	1	0	8
General Practitioner	3	4	1	2	0	0	0	0	0	0	0	0	10
Hospital Staff	9	1	9	13	44	40	1	6	1	3	0	0	127
Housing	7	1	0	0	0	0	0	0	0	0	0	0	8
Mental Health Community	1	0	4	2	0	0	0	0	0	2	0	0	9
Other	11	6	2	11	0	1	0	0	0	0	0	1	32
Other Care Staff	7	3	7	4	1	0	0	0	0	2	1	0	25
Other Service User	0	0	2	0	1	0	0	0	0	0	0	0	3
Police	5	5	0	0	0	0	1	0	0	0	0	0	11
Residential Care Staff Ext	15	25	20	20	9	4	0	2	5	1	0	0	101
Residential Care Staff Int	2	2	6	3	4	1	1	1	1	0	0	0	21
Self	2	1	0	1	0	1	0	0	0	5	0	0	10
Self-Directed Care Staff	0	1	2	0	0	0	0	0	0	0	0	0	3
Social Worker / Care Manager	9	16	8	12	3	1	1	2	3	3	0	1	59
Total	118	114	91	108	66	55	5	15	20	21	3	6	622

Repeat Referrals

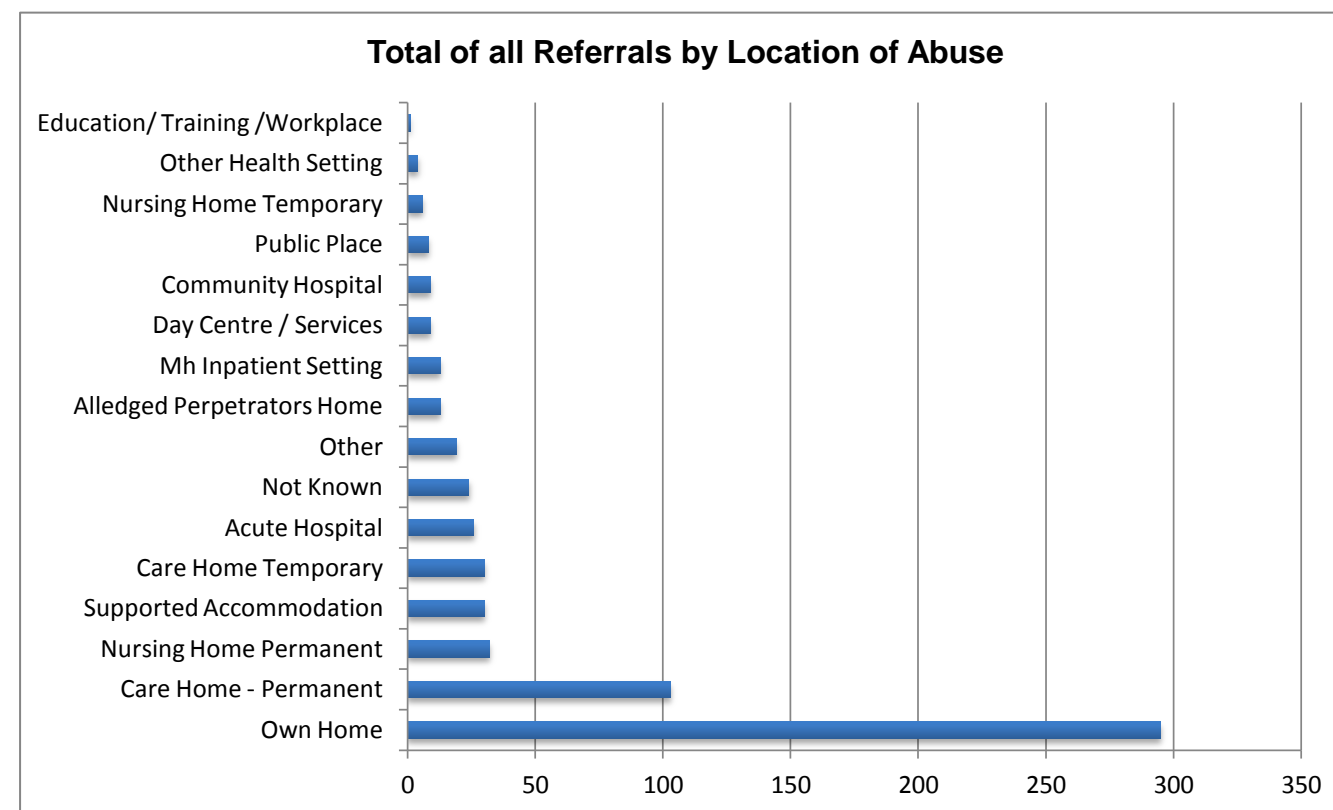
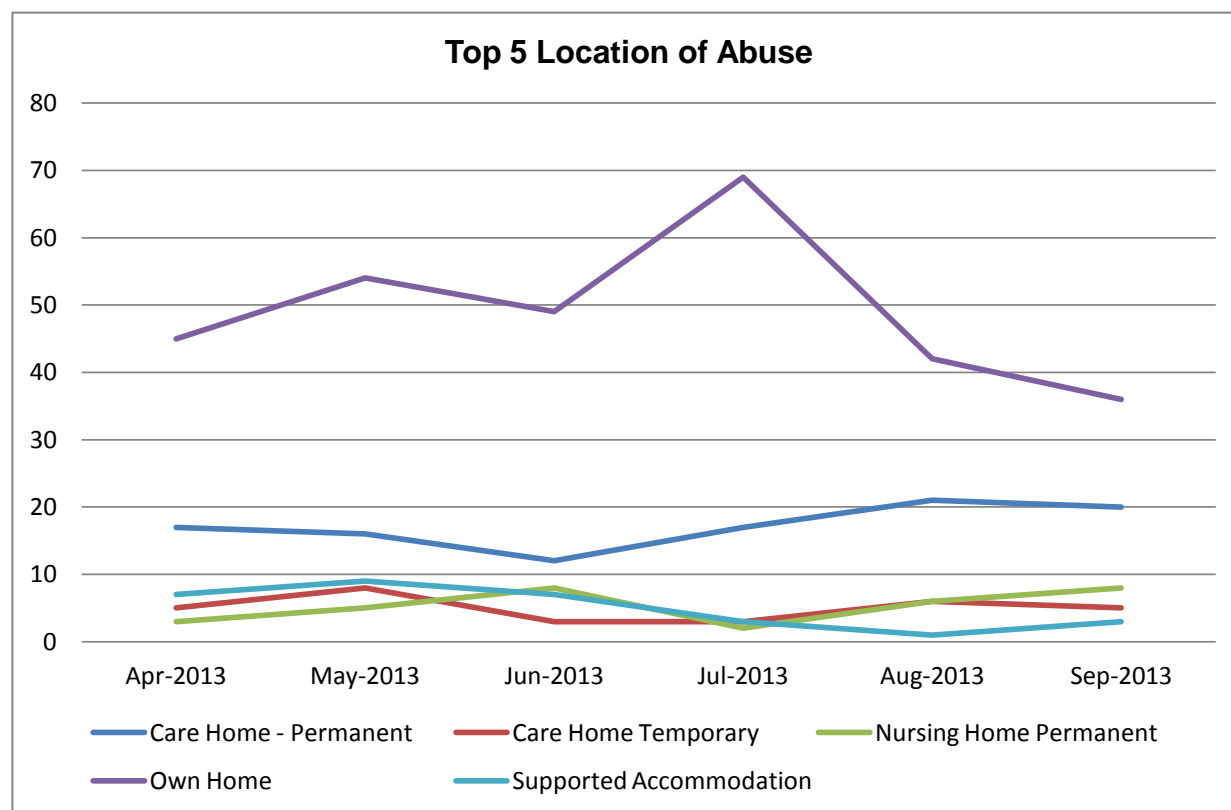


	Total Repeat Referrals	Distinct Clients Repeat Referrals	Total of all Safeguarding Referrals	% Repeat against all Safeguarding Referrals
Macclesfield SMART	13	12	91	14%
Wilmslow SMART	20	15	108	19%
Congleton SMART	20	17	118	17%
Crewe SMART	15	13	114	13%
Leighton Hospital	8	7	66	12%
Macclesfield Hospital	5	5	55	9%
IC Central	0	0	5	0%
IC East	1	1	15	7%
ASAFE	13	12	20	65%
CWE	2	2	21	10%
EMH	1	1	3	33%
OPMEC	2	2	6	33%

Total Repeat Referrals by Team

	Apr-2013	May-2013	Jun-2013	Jul-2013	Aug-2013	Sep-2013	Grand Total
Macclesfield SMART	0	0	0	5	5	3	13
Wilmslow SMART	0	2	4	6	4	4	20
Congleton SMART	0	4	3	5	5	3	20
Crewe SMART	4	3	0	6	0	2	15
Leighton Hospital	3	1	0	0	3	1	8
Macclesfield Hospital	0	2	0	2	1	0	5
IC East	0	0	0	1	0	0	1
ASAFE	0	0	0	0	1	2	3
CWE	0	1	0	1	0	0	2
EMH	0	0	1	0	0	0	1
OPMEC	0	0	0	0	1	1	2
Grand Total	7	13	8	26	20	16	90

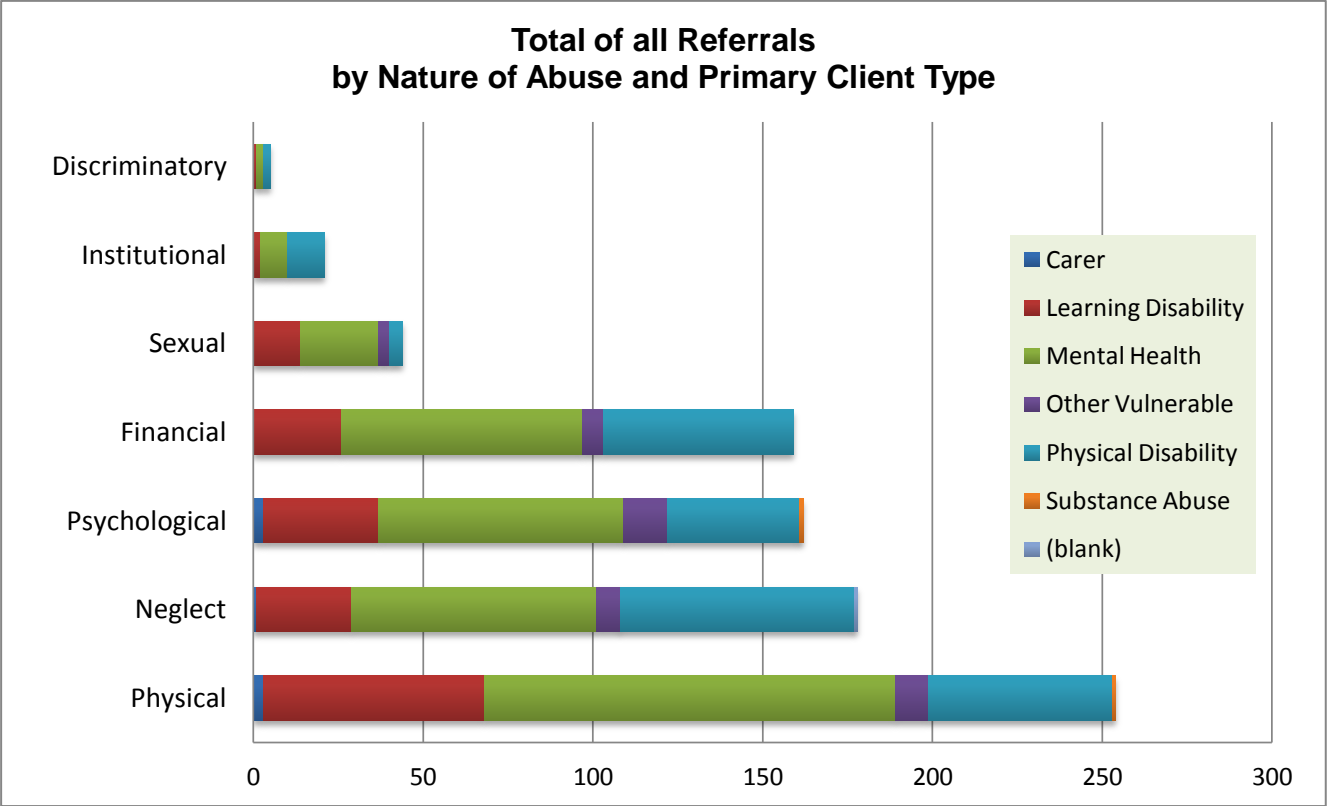
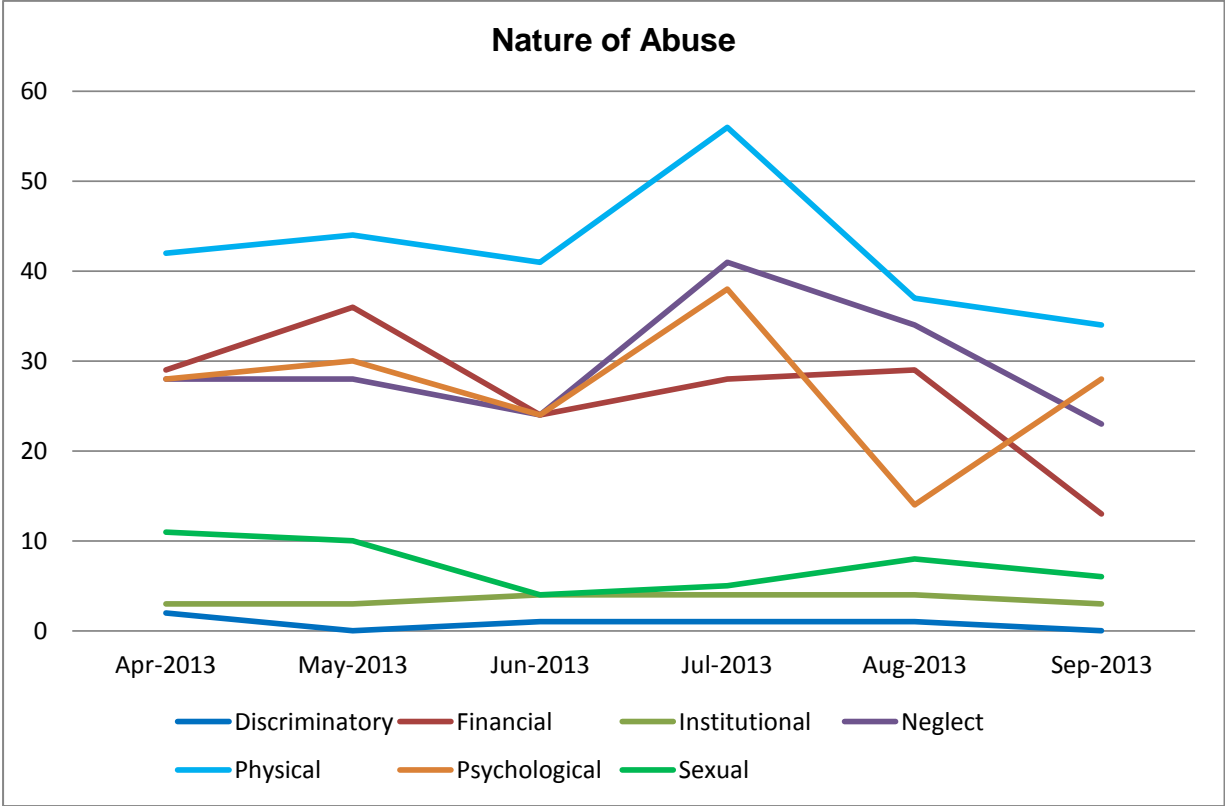
Location Of Abuse



Referrals by Location Of Abuse and Team

	Congleton		Macclesfield		Wilmslow	Leighton	Macclesfield	IC Central	IC East	ASAFE	CWE	EMH	OPMEC	Total
	SMART	Crewe SMART	SMART	SMART	SMART	Hospital	Hospital							
Acute Hospital	1	0	1	0	13	8	0	1	1	1	1	0	0	26
Alleged Perpetrators Home	2	4	3	2	0	1	0	0	1	0	0	0	0	13
Care Home - Permanent	19	17	11	35	8	3	0	0	9	0	0	0	1	103
Care Home Temporary	7	3	4	2	6	4	1	3	0	0	0	0	0	30
Community Hospital	0	0	2	1	5	0	0	0	1	0	0	0	0	9
Day Centre / Services	0	5	1	1	1	0	0	0	0	0	0	0	1	9
Education/ Training /Workplac	0	0	0	1	0	0	0	0	0	0	0	0	0	1
Mh Inpatient Setting	1	0	3	8	0	0	0	0	0	1	0	0	0	13
Nursing Home Permanent	2	3	9	4	7	1	1	0	5	0	0	0	0	32
Nursing Home Temporary	0	1	1	1	0	0	0	2	1	0	0	0	0	6
Other Health Setting	0	1	0	0	1	1	0	1	0	0	0	0	0	4
Own Home	77	56	30	49	24	31	2	3	2	15	2	4	4	295
Public Place	1	4	2	0	0	0	0	0	0	1	0	0	0	8
Supported Accommodation	3	9	18	0	0	0	0	0	0	0	0	0	0	30
Other	2	4	2	3	0	1	1	3	0	2	1	0	0	19
Not Known	3	7	4	1	1	5	0	2	0	1	0	0	0	24
Total	118	114	91	108	66	55	5	15	20	21	3	6		622

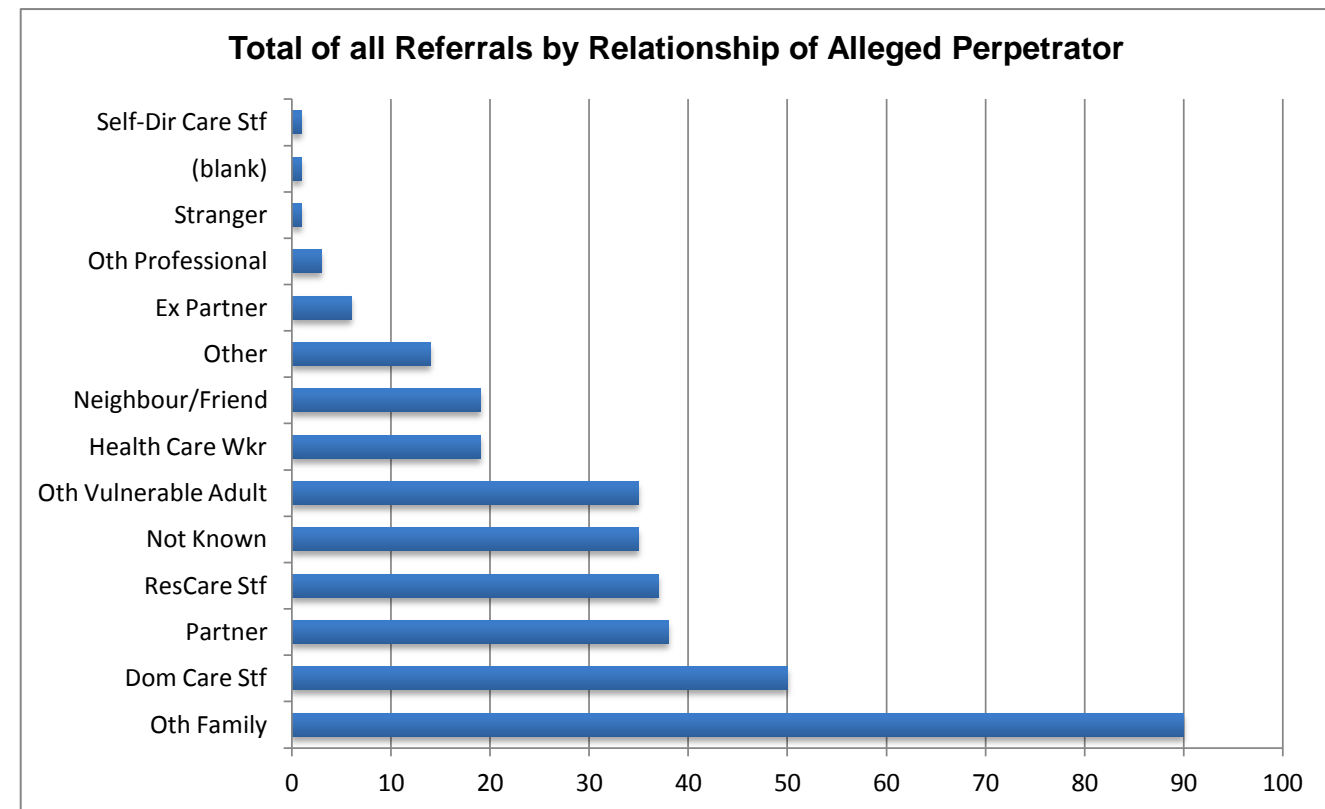
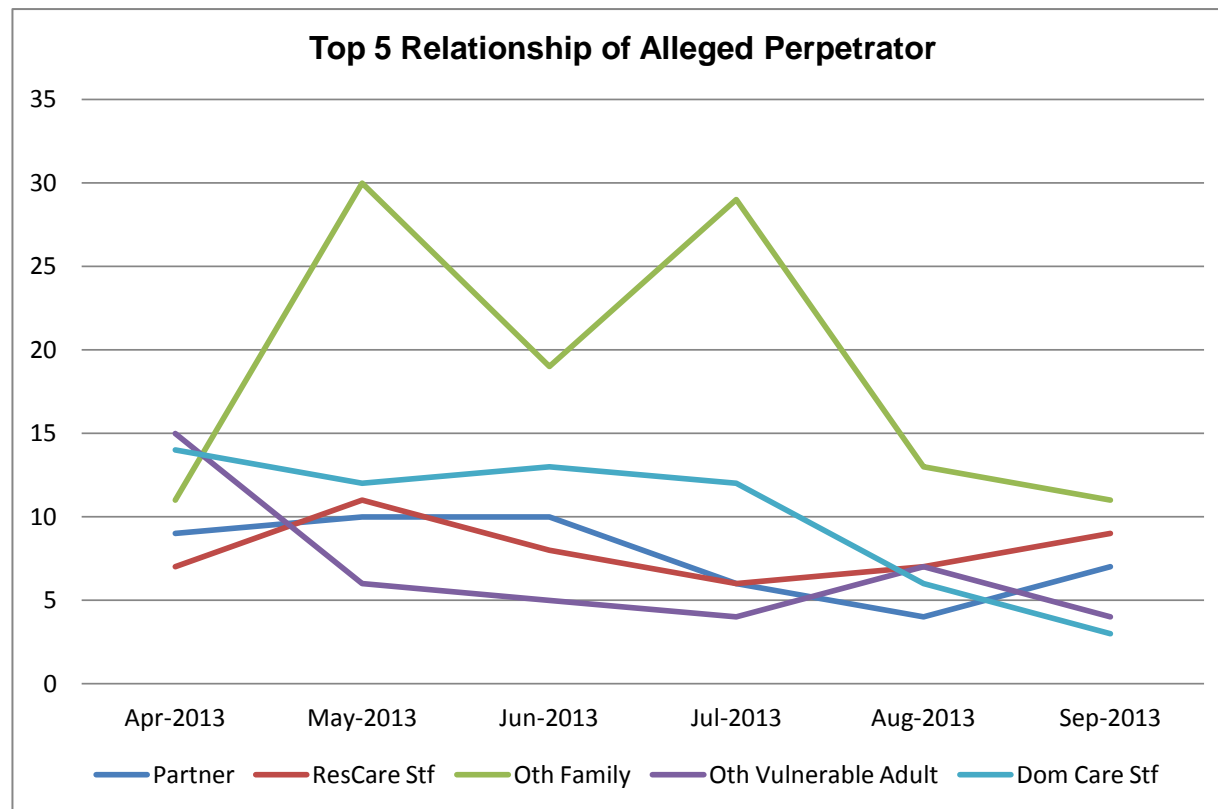
Nature Of Abuse



Referrals by Nature of Abuse and Team

	Congleton SMART	Crewe SMART	Macclesfield SMART	Wilmslow SMART	Leighton Hospital	Macclesfield Hospital	IC Central	IC East	ASAFE	CWE	EMH	OPMEC	Total
Discriminatory	1	1	1	0	0	1	0	1	0	0	0	0	5
Financial	41	45	16	26	5	8	1	5	2	7	1	2	159
Institutional	7	1	2	0	4	3	0	0	3	0	0	1	21
Neglect	30	31	21	27	36	17	2	0	12	1	0	1	178
Physical	39	43	43	50	23	27	4	2	8	11	1	3	254
Psychological	24	32	32	33	7	16	0	6	3	9	0	0	162
Sexual	10	8	12	2	5	4	0	1	0	1	1	0	44
Total	152	161	127	138	80	76	7	15	28	29	3	9	823

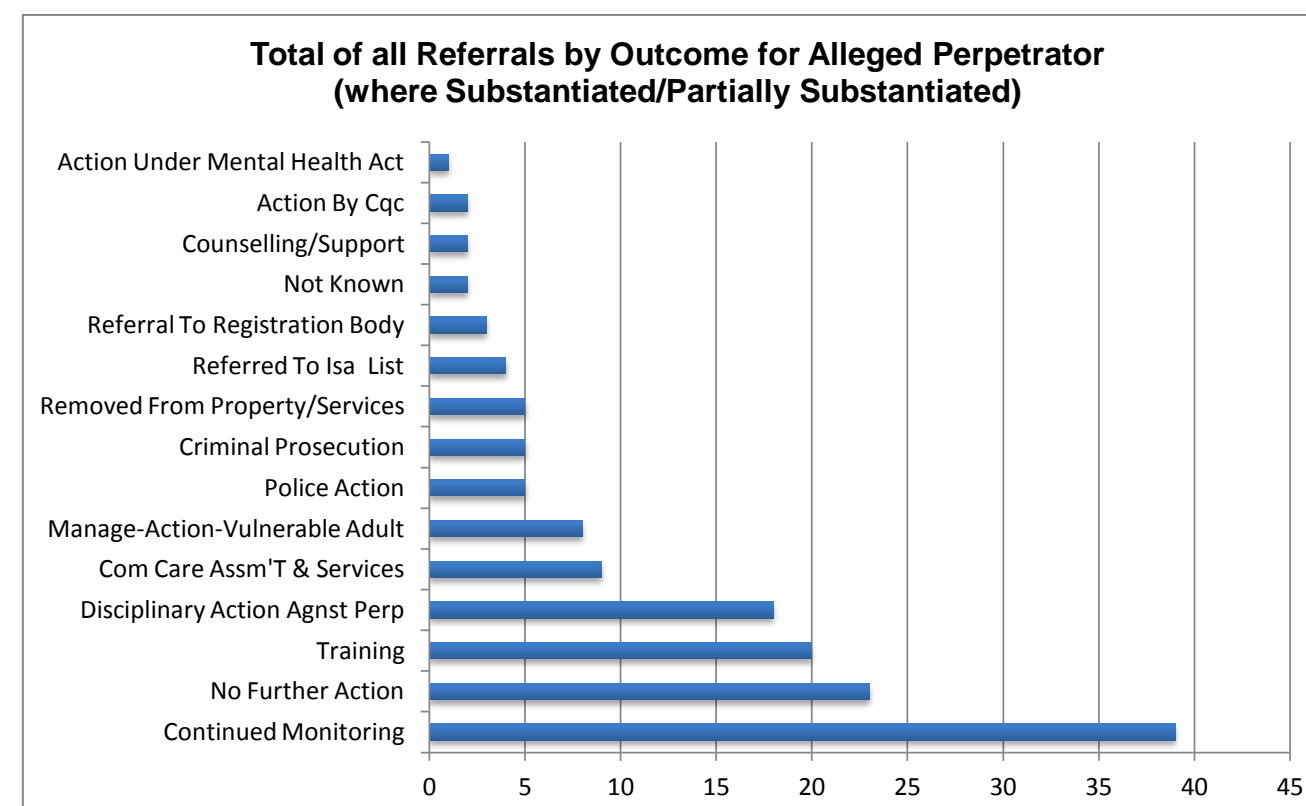
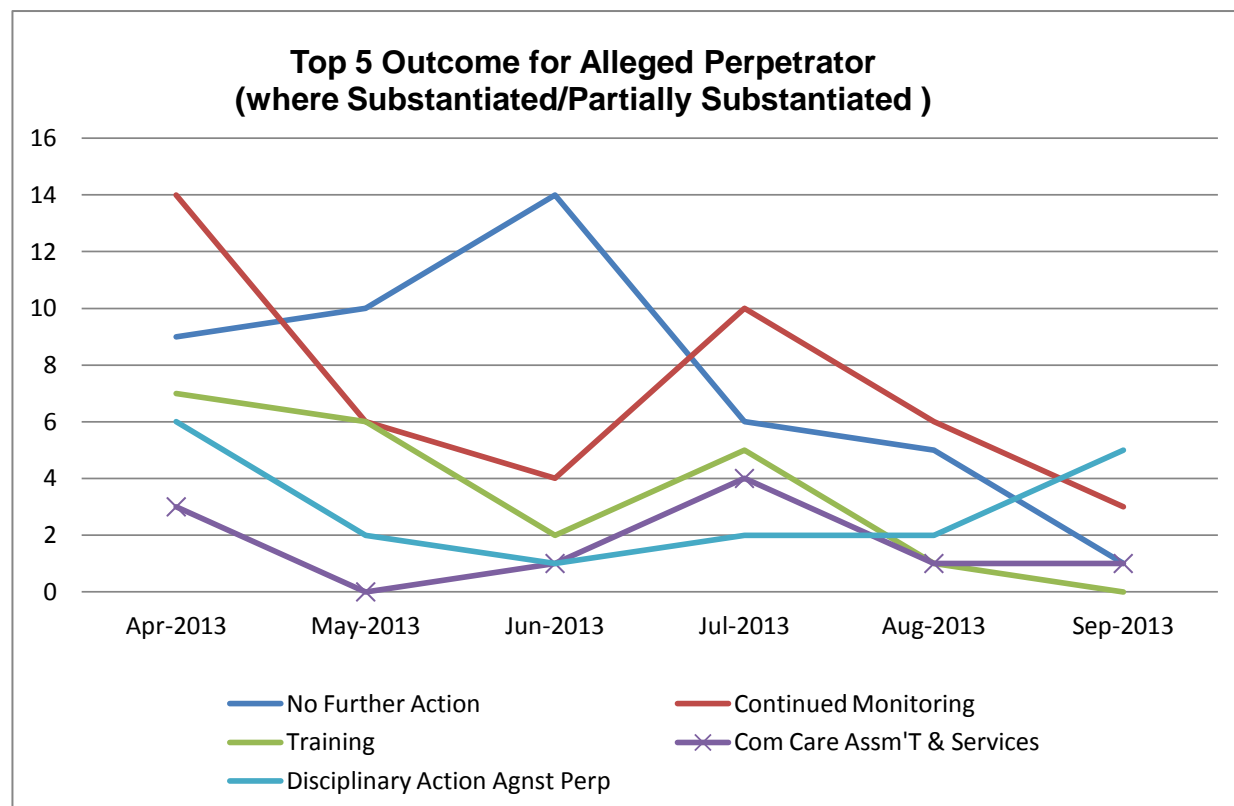
Relationship of Alleged Perpetrator



Referrals by Relationship of Alleged Perpetrator and Team

	Congleton SMART	Crewe SMART	Macclesfield SMART	Wilmslow SMART	Leighton Hospital	Macclesfield Hospital	IC Central	IC East	ASAFE	CWE	EMH	OPMEC	Total
Ex Partner	0	1	0	0	0	5	0	0	0	0	0	0	6
Not Known	6	5	7	4	7	4	0	1	2	0	1	0	37
Other	7	7	2	2	1	2	0	0	0	1	0	0	22
Partner	12	5	2	12	3	8	0	0	0	1	0	3	46
Stranger	0	0	0	0	0	1	0	0	0	0	0	0	1
Neighbour/Friend	2	9	2	3	3	3	0	0	0	0	0	0	22
ResCare Stf	13	3	3	16	3	6	0	0	4	0	0	0	48
Oth Family	32	22	9	23	5	8	2	8	0	4	0	0	113
Health Care Wkr	2	1	2	5	6	4	1	1	0	0	0	0	22
Oth Vulnerable Adult	4	11	11	12	2	0	1	0	0	0	0	0	41
Oth Professional	2	1	0	0	1	0	0	0	0	1	0	0	5
Self-Dir Care Stf	2	0	0	1	0	0	0	0	0	0	0	0	3
Dom Care Stf	23	14	10	9	0	2	0	1	1	0	0	0	60
Day Care Stf	0	1	1	0	0	0	0	0	0	0	0	0	2
Total	105	80	49	88	31	43	4	11	7	7	1	3	429

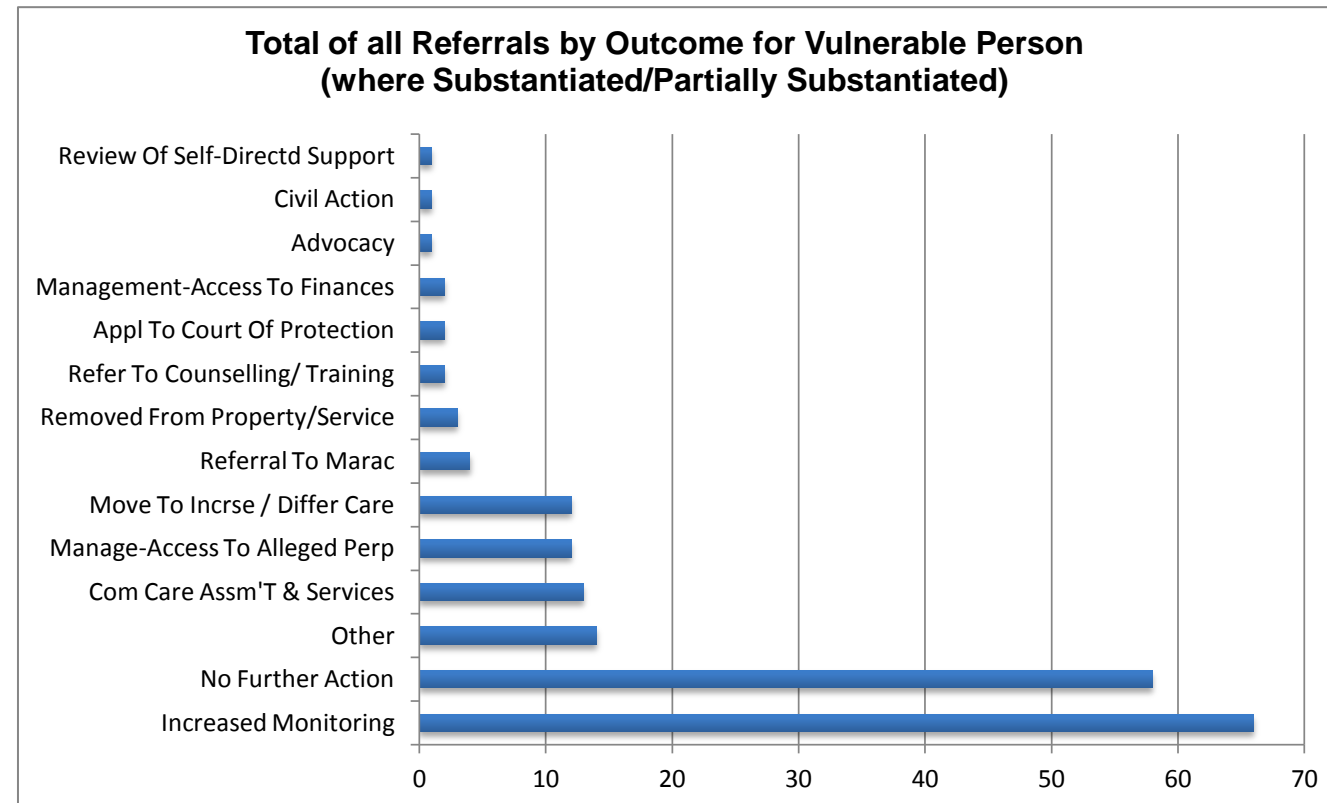
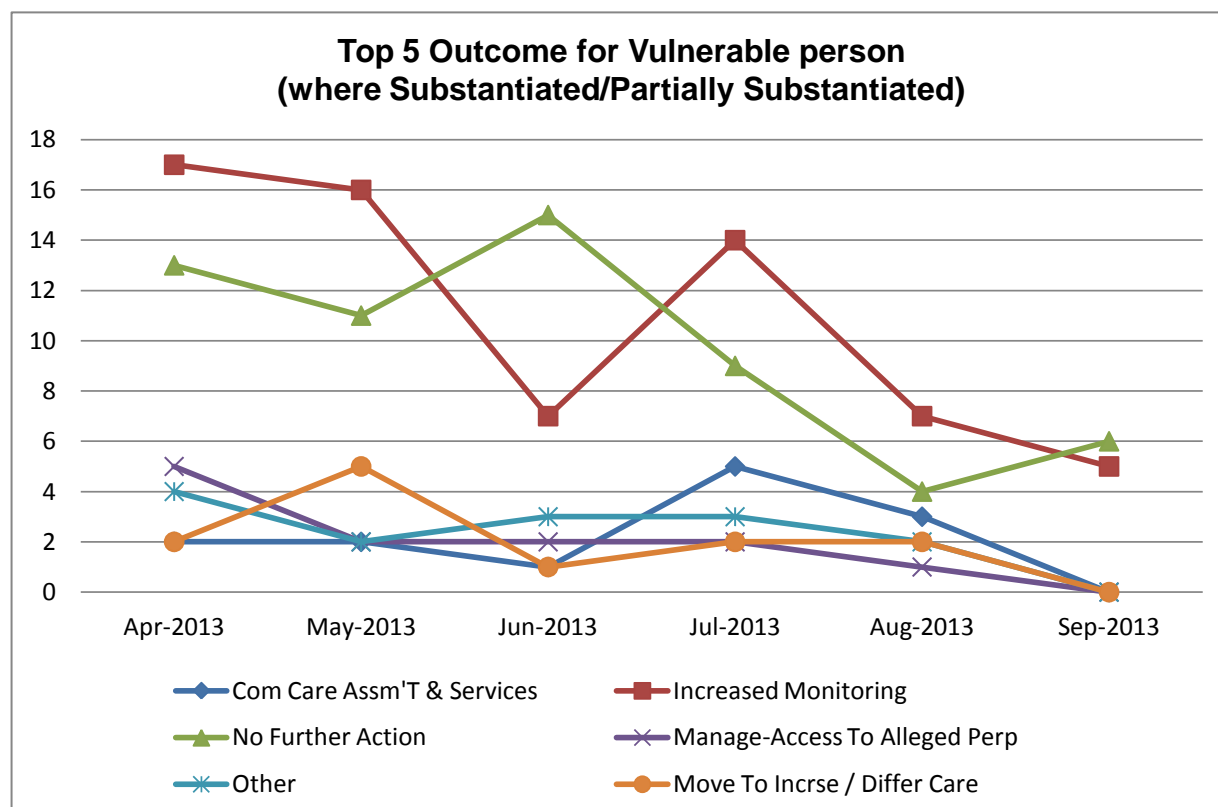
Outcome for Alleged Perpetrator



NB: Activity will be significantly lower in the more recent months as these cases may not yet be completed and the investigations still ongoing

	Congleton SMART	Crewe SMART	Macclesfield SMART	Wilmslow SMART	Leighton Hospital	Macclesfield Hospital	IC East	ASAFE	OPMEC	IC Central	Total
Not Known	0	0	0	1	0	2	0	0	0	0	3
No Further Action	10	9	0	11	2	5	7	0	0	1	45
Continued Monitoring	12	4	8	12	1	3	0	0	2	1	43
Training	5	0	7	4	1	2	1	1	0	0	21
Counselling/Support	0	0	0	0	0	1	1	0	1	0	3
Com Care Assm'T & Services	4	0	4	1	0	1	0	0	0	0	10
Action By Cqc	0	1	0	1	0	0	0	0	0	0	2
Removed From Property/Service	1	4	1	0	0	0	0	0	0	0	6
Disciplinary Action Agnst Perp	6	0	2	6	2	0	0	2	0	0	18
Police Action	2	2	0	1	1	0	1	0	0	0	7
Manage-Action-Vulnerable Adult	2	3	3	0	0	0	0	0	0	0	8
Referred To Isa List	3	1	0	0	0	0	0	0	0	0	4
Action Under Mental Health Act	1	0	0	0	0	0	0	0	0	0	1
Referral To Registration Body	2	0	0	0	0	0	0	1	0	0	3
Criminal Prosecution	3	2	0	0	0	0	0	0	0	0	5
Total	51	26	25	37	7	14	10	4	3	2	179

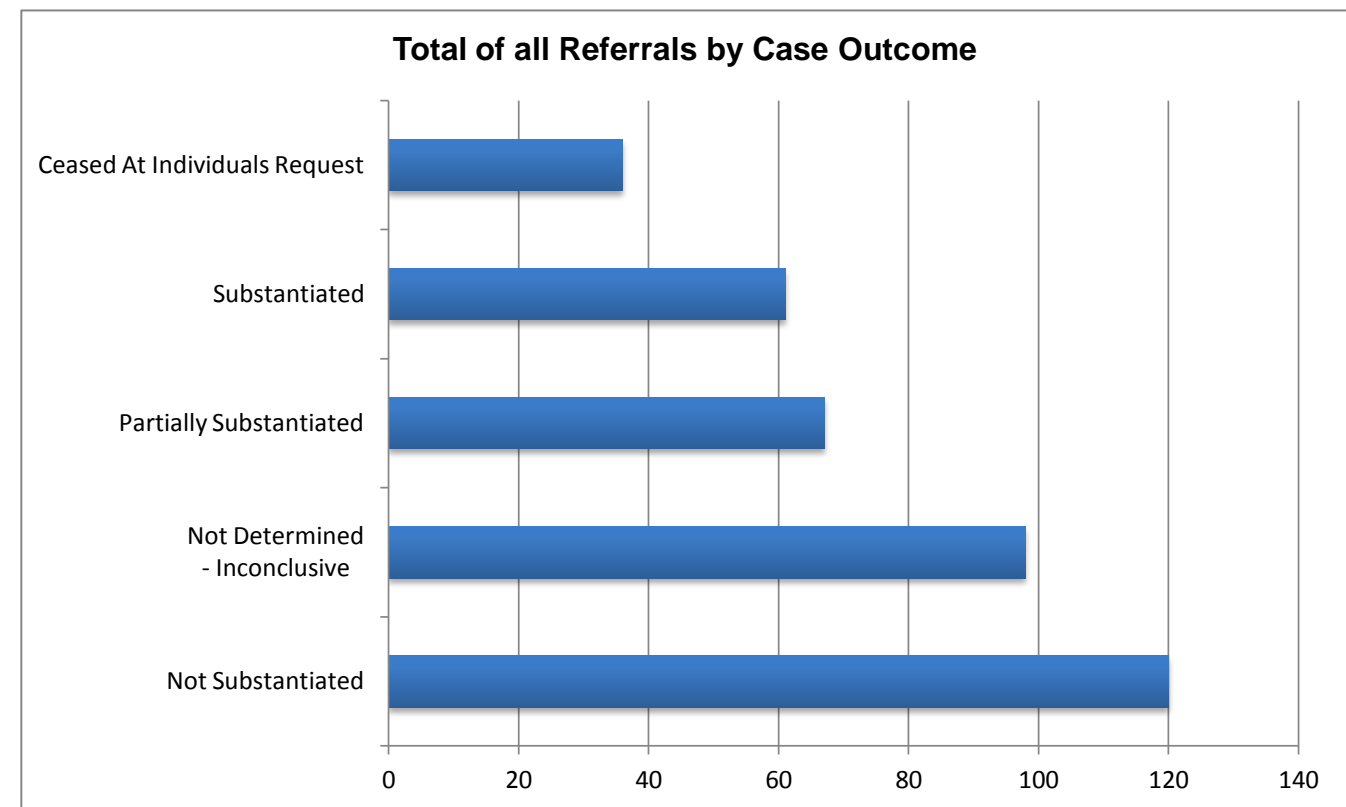
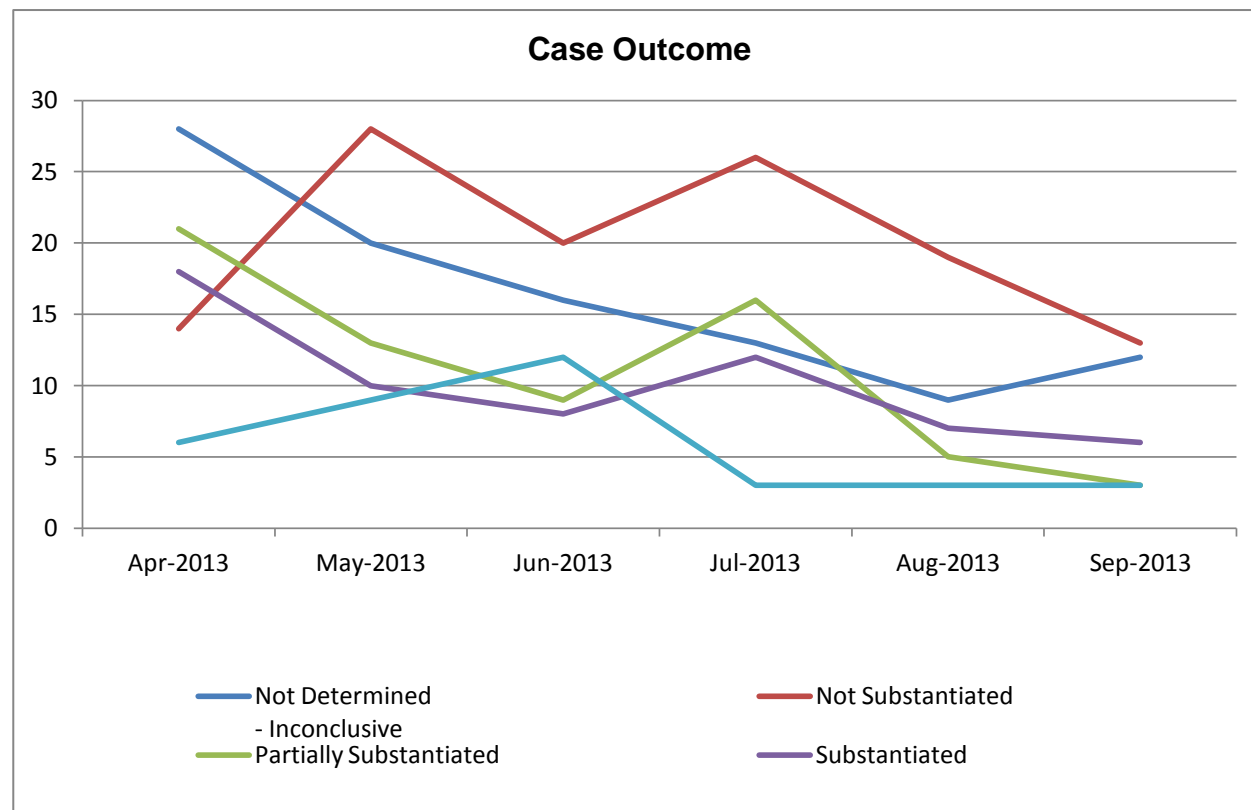
Outcome for Vulnerable Person



NB: Activity will be significantly lower in the more recent months as these cases may not yet be completed and the investigations still ongoing

	Congleton SMART	Crewe SMART	Macclesfield SMART	Wilmslow SMART	Leighton Hospital	Macclesfield Hospital	IC Central	IC East	CWE	ASAFE	OPMEC	Total
Com Care Assm'T & Services	2	2	1	2	0	5	0	1	0	0	0	13
Referral To Marac	2	0	0	0	1	1	0	0	0	0	0	4
Increased Monitoring	10	10	13	13	1	7	2	3	3	2	2	66
Management-Access To Finar	0	0	0	1	0	0	0	1	0	0	0	2
No Further Action	15	9	6	17	2	1	0	7	1	0	0	58
Manage-Access To Alleged Pe	3	4	4	0	0	1	0	0	0	0	0	12
Other	3	2	1	1	2	1	0	2	2	0	0	14
Move To Incrse / Differ Care	6	1	1	3	0	0	0	1	0	0	0	12
Review Of Self-Directd Suppo	1	0	0	0	0	0	0	0	0	0	0	1
Civil Action	0	0	0	0	0	1	0	0	0	0	0	1
Refer To Counselling/ Training	2	0	0	0	0	0	0	0	0	0	0	2
Appl To Court Of Protection	0	1	0	0	0	0	0	0	1	0	0	2
Removed From Property/Servi	1	1	0	0	0	1	0	0	0	0	0	3
Advocacy	0	0	0	0	1	0	0	0	0	0	0	1
Total	45	30	26	37	7	18	2	15	7	2	2	191

Case Outcome



NB: Activity will be significantly lower in the more recent months as these cases may not yet be completed and the investigations still ongoing

Referrals by Case Outcome

	Congleton SMART	Crewe SMART	Macclesfield SMART	Wilmslow SMART	Leighton Hospital	Macclesfield Hospital	IC Central	IC East	ASAFE	CWE	EMH	OPMEC	Total
Not Determined - Inconclusive	16	14	14	33	1	13	2	0	2	1	1	1	98
Not Substantiated	25	30	10	14	22	13	0	4	2	0	0	0	120
Partially Substantiated	8	7	9	21	2	13	1	2	0	4	0	0	67
Substantiated	17	16	8	10	5	1	1	0	2	1	0	0	61
Ceased At Individuals Reques	9	6	5	6	0	2	0	5	0	1	0	2	36
Total	75	73	46	84	30	42	4	11	6	7	1	3	382